

**CLAIRE
BOCHU**

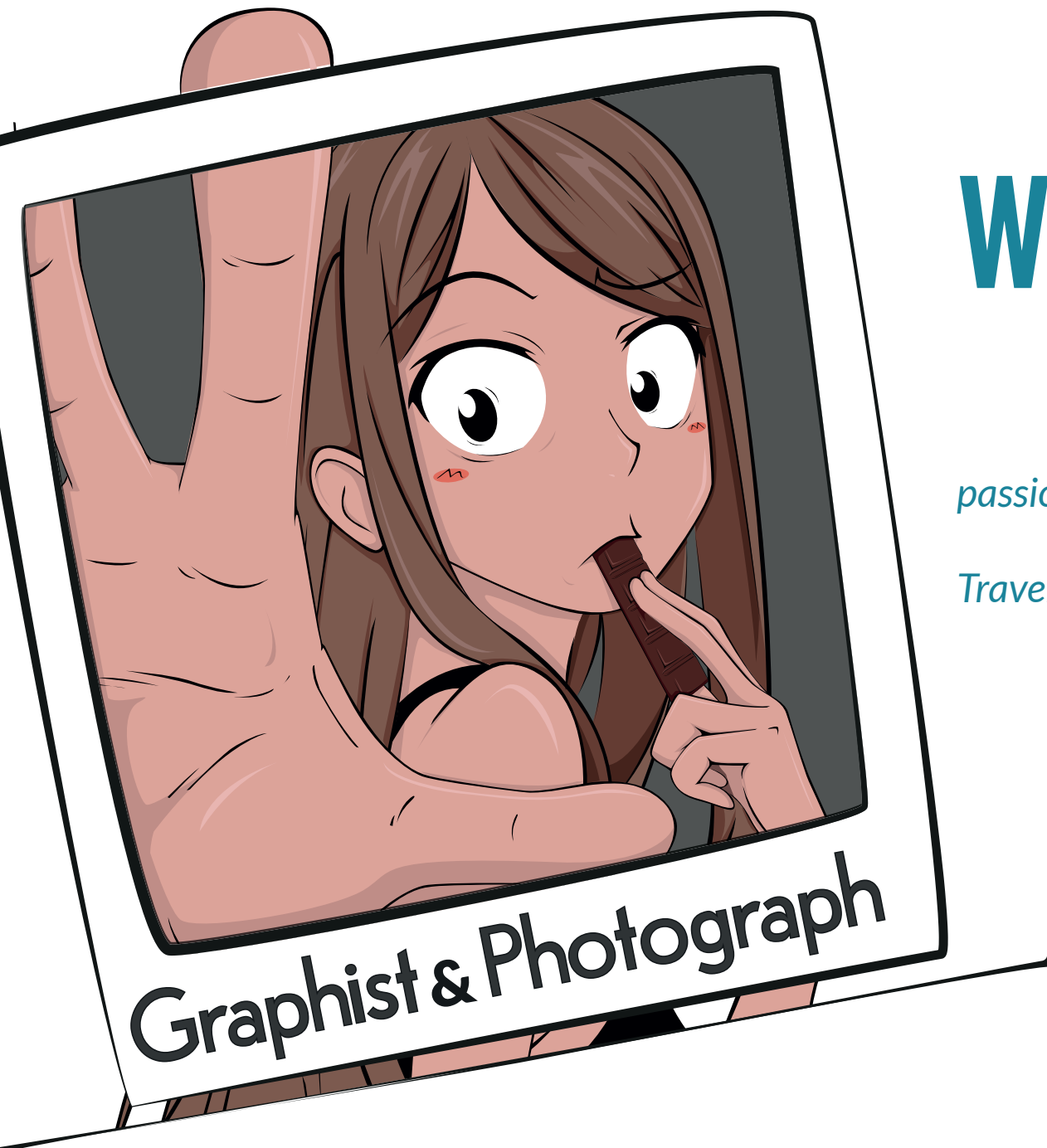
2020



BOOK

**GRAPHIC DESIGN
PHOTOGRAPHIES
ILLUSTRATIONS**





WHO AM I ?

*Curious by nature, graphic arts lover,
passionate about photography and scribble on a
notebook in my spare time.
Traveler and blogger, it's around the globe that I draw
my inspiration.*

Claire Bochu







« I am a graphic designer and I am looking for a position in which I can offer the best of myself. I like diverse work, which makes me quite multi-tasking. »

 www.clairebochu.fr

 contact@clairebochu.fr

 + (33) 6 07 66 28 00

 English - fluent
 Spanish - beginner
 Japanese - beginner
 Driving licence

 2nd march 1992

 63 impasse des rosiers
74970 Marignier
FRANCE

HOBBIES



Photography



Draw



Animation movies



Theatre



Animals



Interior design
DIY



SKILLS

Softwares



Photoshop



Illustrator



Indesign



Premiere Pro

Snapseed (retouche photo)
Suite office / word

Notions

Blender (3D logiciel)

Photography ★★★★★

Graphic design ★★★★★

Draw / Story Bord ★★★★★

Environment web
Computer languages ★★★★★

Print processes
Serigraphy / Transfers ★★★★★

Adaptation ★★★★★
Flexible, training, problem solving, reliable

Organization ★★★★★
Time and priority management, independent

Communication ★★★★★
Listening, teamwork, empathy, feedback, helpful

Project management ★★★★★
Case tracking, deadline management, discipline

DEGREE



Bachelor information communication and hypermedia

June 2013 - IAE Savoie Mont-Blanc

EXPERIENCES

Professional : Graphic designer at SNC International, Epagny (74) France

August 2016 to march 2019

Graphic design | Outdoor & e-commerce Photography | Web | Serigraphy & transfers

Self-employed at Claire Bochu Photographiste (74) France

Since 2013

Graphic design | Photography | Book | Flyers & Leaflets | Advice | Illustrations

Photographer at Archdiocese of Yaoundé, Cameroun

October 2015 to march 2016

Photography & retouching | Graphic design | Social media | Illustrations | Training

Temporary work different interim mandate (74) France

January 2014 to august 2015

Industrial serigraphy | Transfers & Hot marking | Industrial sewing | Laser engraving | Cleaning

Trainee Graphic design | Photography & retouching | Exhibitions | Fairs

at Reptiles Village Zoo, Co.Kilkenny, Irlande

March 2013 to june 2013

at Centre Arthur Lavy, Thorens Glières (74) France

May 2012 to june 2012

at Images Innées chez un photographe, Cluses (74) France

June 2011 to august 2011

Volunteering: Communication officer at Collectif Puck (74) France

Since 2013

Photography | Graphic design | Flyers & Leaflets | Illustrations | Organization | Events | Print

CLAIRE BOCHU
BOOK 2020



GRAPHIC DESIGN -

BROCHURES / POSTERS



2017



2018



2018



2019



Petit Théâtre 1603 Collectif Puck - 2016 to 2019

Formats A3 | A5
Impressions pixartprinting.fr

Each year, I create new visuals for the 'Petit Théâtre 1603' event, organized by the Puck Collective in Saint-Julien-en-Genève (France). My work begins with the graphic design around the illustration and ends with the printing management.

- Leaflets of 14-20 pages
- Posters A3
- Posters 120 x 176 cm
- Flyers A5
- Banners - 2 dimensions
- T-shirts

LEAFLETS

Centre de Jeunes Aveugles de Dschang CJAD - 2017

Format A4 folded in 3 parts
Recto-verso

This leaflet was made as part of my entrepreneurship.
Photographies et texts provided by the customer.

I made three proposals and this one has been selected.

Nos ressources



● dons, cotisations et parrainages

● apport financier de partenaires pour des projets ciblés

● événements annuels (braderie ; brunchs, lotos, apéros et contes dans le noir)

● appels de fonds à thème (liste de vœux, ordis adaptés, matériel sportif)

... et peut-être votre contribution !

Comment ?
Devenir membre : CHF 20 par an
Parrainer : CHF 30 par enfant/mois
Faire un don selon vos moyens

Association suisse de soutien au
**Centre de Jeunes Aveugles
de Dschang, Cameroun
C.J.A.D**



www.cjad.wordpress.com

Adresse
C/o K.Bijleveld
2 Rue de la Muse
CH 1205 Genève

IBAN
CH85 0844 0721 2004 5008 0



Association suisse de soutien au
**Centre de Jeunes Aveugles
de Dschang, Cameroun
C.J.A.D**



Donner un avenir à des
enfants et ados aveugles
par l'éducation et la formation



Association suisse de soutien au
**Centre de Jeunes Aveugles
de Dschang, Cameroun
C.J.A.D**



Donner un avenir à des
enfants et ados aveugles
par l'éducation et la formation

Nos Projets




réalisés

- rénovation du dortoir des filles et son ameublement
- rénovation du magasin et du café du C.J.A.D. sur la place du marché pour des activités commerciales et artisanales

prévus


- agrandissement et aménagement du dortoir des garçons
- installation de panneaux solaires pour l'alimentation en électricité et en eau

Le Centre assure




- l'accueil, chaque année, en internat de 35 jeunes aveugles et malvoyants dans un lieu de vie chaleureux et familial
- l'apprentissage complet du braille
- le soutien scolaire pour l'intégration dans l'enseignement public
- l'introduction à l'informatique adaptée aux aveugles
- la formation à des activités artisanales génératrices de revenus
- la transcription et impression en braille des manuels scolaires
- des activités musicales et sportives (chorale, cécifoot, natation)

Notre Association



- finance la scolarité des enfants, le salaire de l'enseignante braille et des répétiteurs
- conseille et soutient les initiatives du directeur non voyant du Centre
- participe à la recherche de partenaires techniques et financiers
- assure le suivi de l'utilisation des fonds alloués
- fournit une information régulière aux membres et amis de l'association

Nos Projets



réalisés

- rénovation du dortoir des filles et son ameublement
- rénovation du magasin et du café du C.J.A.D. sur la place du marché pour des activités commerciales et artisanales

prévus

- agrandissement et aménagement du dortoir des garçons
- installation de panneaux solaires pour l'alimentation en électricité et en eau



Reptiles Village Zoo Ireland - 2013

Format A4 folded in 3 parts
Recto-verso

Leaflet made during my final internship and it was done in a foreigner country : Ireland.

The constraints were:

To gather the information from various existing flyers and make one flyer.

To have a map of the zoo.

To have animal pictures not taken from a bank of images.

Two proposals have been made.

For three months, I managed the zoo's communication and provided various large format visuals still present in the zoo.

I even created an original adhesive advertising design to put on the zoo truck.

Proposition selected

Proposition rejected



FLYERS / POSTERS

Templozarts / Collectif Puck

Many events - since 2016

Formats A3 | A5

Recto-verso or recto

Creation of flyers, posters or/and banners for different cultural events, organized by the Collectif Puck (France) or by the association Temploz'arts (Switzerland).

For some projects, I also take care of printing via the pixartprinting.fr website.



CRÉATIONS LOGOS

During the creation of a visual identity, I analyze the needs and desires of the customer. I scribble ideas on paper and then I vectorize them.

Depending on the requirements of the client, the characteristics of his activity area and my creativity, I propose him three logos.



Ing Clean Consult

Logo and business card - 2016

Creating a visual identity for a clean room consultant.

Logo - proposition approved
Business card 5,5 x 8,5 cm
Letterhead paper A4



Patrick Jomard

Logos and newspaper ad - 2019

Modification of an existing visual identity for a new one.

Logos - 3 propositions - Propositions approved ■
Inserts for newspapers and advertisements

Vincent Derriey

Logo - 2015

New visual identity for a self-starter in web communication.

Logo - proposition approved



VINCENT DERRIEY
COMMUNICATION

ArsScénic

Logo - 2019

New identity for a theatre troupe.
Logo - proposition approved



CLAIRE BOCHU
BOOK 2020



PHOTO-
GRAPHIES

PHOTOGRAPHIES



Photography allows to freeze in time a movement, a look or an atmosphere. It's an excellent way to embellish graphic compositions.

Much more than a passion, it completes my daily work. Wildlife and event photographs are always a pleasure to take and I can stay hours waiting for the right shot, the best memory.

Photographies from left to right, from top to bottom :


> **Kha oss** - The theater company *Poupons Terribles*
Petit Théâtre 1603, France, 2018

> **Éventails**
Woman during a parade - Tokyo, Japan, 2020


> **Reflets d'Akonolinga**
Fishermen on the black river - Akonolinga, Cameroon, 2016

> **Varan de Komodo**
Reptile Village Zoo - Kilkenny, Ireland, 2013

> **Rencontre**
Voreppe vs St-Julien-en-Genevois - Voreppe, France, 2013



REPTILES VILLAGE ZOO - 2013, Ireland



WILDLIFE PHOTOGRAPHIES





1

Photographies

1. Aconit - Jacket
2. Allobroges - Intervention vest
3. Embroidery sewing machines for CPRINT fair (top)
4. Photographies winter workwears outfits
5. Chili - Mountain pant

1./2./5. pictures are made with a plastic mannequin and the use of Photoshop.

The company uses them to talk about its activities and daily news. Moreover, its clients can see the outfits in action.


They are available in SNC International's online shop and give you an idea of the clothing before ordering (5.).

2



3





4



5

THEATRE - 2016 to 2019




EVENTS PHOTOGRAPHIES

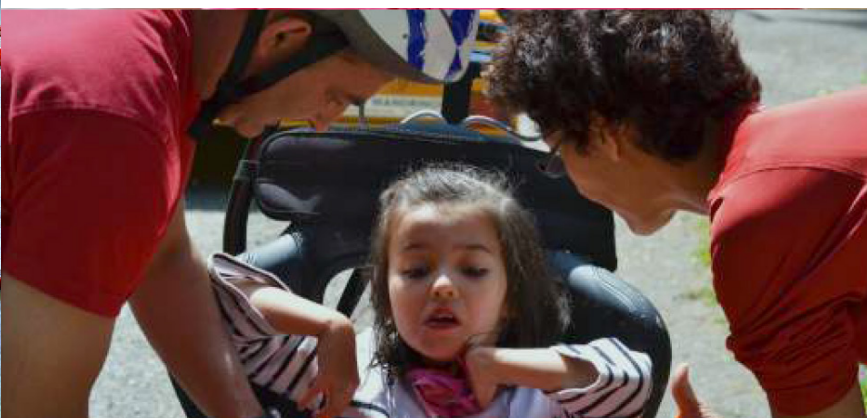





TRAVEL PHOTOGRAPHIES







Human photographs

An experience, even today, remains fixed in me. These two months spent accompanying them, photographing them and living at their own pace strongly influenced me.

CLAIRE BOCHU
BOOK 2020



ILLUS- TRATIONS





Drawing

Step 1

Paper, pencil and eraser, that's what I need to start an illustration. Simple lines or a detailed sketch, this base allow me to know where am I when I'm on the computer and especially temporarily fix my idea. Then I take a picture and digitize it.



Graphic creation

Step 2

With the digitized file of the sketch, I draw point by point the different traces and elements present in the illustration composition.

I start with the outlines, then I finish with the color. I mainly work in Illustrator in order to always be able to control the quality of my illustration.



Le voyage de Madame Lune *Maurice Gardiol - 2020 (in progress)*

Book 16,5 x 16,5 cm (closed)

20 pages

Cover with flap of 10 cm

Illustration of a children's tale written by Maurice Gardiol. This project was made as part of my entrepreneurship.

After receiving the text, I cut out the pages and joined them with a quick storyboard (sketch of the pages).

Validated by the author, I started the final cover for he could see the graphic style of the moon and planets.

After this validation, I realized the pages and send the result to the author.

Then, I saw with the printer for file compliance for printing, scheduled for summer 2020.



Extracts from the book

Pages 14 to 23 - 2020

VARIOUS ILLUSTRATIONS - 2013 to 2020

